

1250M Transceiver (1 × 9 pin-out)

Features:

- Widely Operating Temperature
- MQW FP Structure 、DFB Laser or VCSEL
- Duplex SC connector
- Single +5V or +3.3V supply & PECL or LVPECL interface
- Class 1 Laser Safety Compliance
- Conductive Plastic or Metal packages
- Full Compliant With ITU-T G.957/8 Specification

Applications:

- ATM
- SONT/SDH/PDH
- FDDI
- Fiber Channel (1062.5M)

Function description :

The fiber optic transceivers offer a simple, convenient way to interface PCBs to single or Multi-mode fiber optic cables. Many performance versions are available which are fully compliant with SONET/SDH standards from OC-24 for both Long and low Reach (1310 nm & 1550 nm & 850nm) and Intermediate Reach as well as FDDI and Fiber Channel specifications. All modules satisfy Class I Laser Safety requirements in accordance with the international IEC-825 standards.

The transmit and receive functions are contained in a single one-row, 9-pin (1x9) package with a Duplex SC or ST or FC connector interface. The transmitter incorporates a highly reliable 1310 nm or 1550 nm Laser or 850nm VCSEL and a driver circuit which converts Pseudo Emitter Coupled Logic (PECL) data to light. The receiver incorporates an efficient InGaAs/InP PIN photodiode or VCSEL receiver converting the light signal into an electrical current which is amplified and regenerated into PECL-compatible data. The transimpedance amplifier IC has internal AGC for wide dynamic range. A Signal Detect status output flag is also provided.

The transceiver operates from a single +5V or +3.3V power supply over an operating temperature range of - 40°C to +85°C. The transceiver package is made of either *conductive* plastic (Duplex-SC) with black color or metal (FC and ST and SC) for excellent EMI shielding.



深圳市宏泰达科技有限公司

广东深圳市南山区南新路嘉南美地大厦 A 座 603

电话 : 0755-28008625 83860118 86212020

传真 : 0755-86212020 E-mail : htdtech@126.com

Specifications:

Absolute Maximum Ratings						
Parameter	Symbol	Min	Max	Unit		
Supply Voltage	VCC	0	+6.0	V		
Operating Temperature	T _{OP}	-40	+85			
Recommended Operating Conditions						
Parameter	Symbol	Min	Max	Unit		
Supply Voltage	VCC	+4.75/+3.1	+5.25/+3.6	V		
Operating Temperature	T _{OP}	0	+75			
Optical characteristics						
Parameter	Symbol	Min	Typical	Max	Unit	
Transmitter						
Optical output	P ₀	1	0	+1	+3	dBm
		2	-5	-3	0	
		3	-8	-6	-5	
		4	-15	-10	-8	
Extinction ratio	ER	9	-	-	dB	
Optical wavelength		1 [*]	1270	1310	1340	nm
		2 [*]	1530	1550	1570	
		3 [*]	820	850	870	
Spectral width		FP	-	-	4	nm
		DFB	-	-	1	
		3 [*]	-	-	1	
Rise time	Tr	-	-	500	ps	
Fall time	Tf	-	-	500	ps	
Transmitter outout eye	compliant with Eye Mask Defined in 802.3z standard					
Receiver						
Sensitivity	Sen	1 [*]	-21	-	-	dBm
		2 [*]	-21	-	-	
		3 [*]	-19	-	-	
Saturation	-	-3	-	-	dBm	
Optical wavelength		1 [*]	1100	-	1600	nm
		2 [*]	1100	-	1600	
		3 [*]	770	-	860	
Signal detect asserted	P _A	1 [*]	-	-	-22	dBm
		2 [*]	-	-	-22	
		3 [*]	-	-	-19	
Signal detect	P _D	-30	-	-	dBm	



深圳市宏泰达科技有限公司

广东深圳市南山区南新路嘉南美地大厦 A 座 603

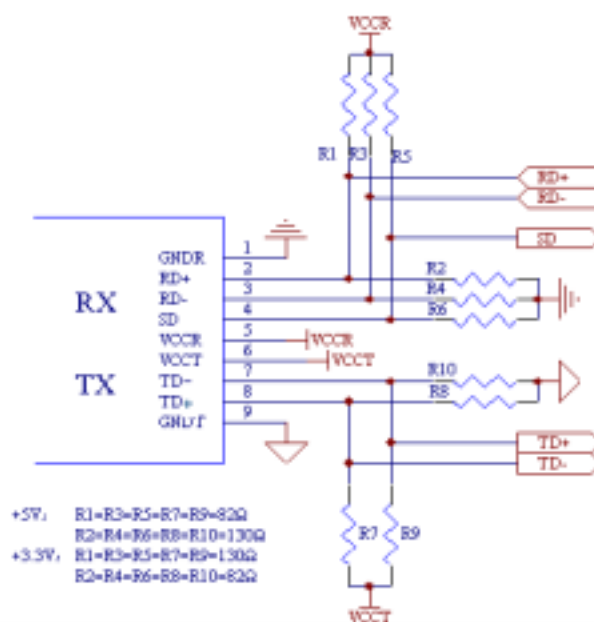
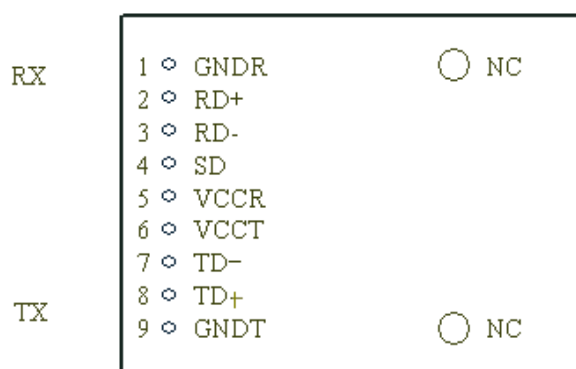
电话 : 0755-28008625 83860118 86212020

传真 : 0755-86212020 E-mail : htotech@126.com

Electrical characteristics					
Parameter	Symbol	Min	Typical	Max	Unit
Transmitter					
Data rate (NRZ)	B	-	1250	-	Mb/s
Supply voltage	V_{CCT}	+4.75/+3.1	+5/+3.3	+5.25/+3.6	V
Supply current	I_{CCT}	-	-50	80	mA
Input HIGH Voltage	V_{IH}	$V_{CCT}-1.165$	-	$V_{CCT}-0.700$	V
Input LOW Voltage	V_{IL}	$V_{CCT}-1.890$	-	$V_{CCT}-1.475$	V
Receiver					
Data rate (NRZ)	B	-	1250	-	Mb/s
Supply voltage	V_{CCR}	+4.75/+3.1	+5.0/+3.3	+5.25/+3.6	V
Supply current	I_{CCR}	-	80	100	mA
PECL Output High	V_{OH}	$V_{CCR}-1.025$	-	$V_{CCR}-0.880$	V
PECL Output LOW	V_{OL}	$V_{CCR}-1.810$	-	$V_{CCR}-1.620$	V
Deterministic jitter	DJ	-	-	200	ps
Random jitter	RJ	-	-	100	ps

(1*-1310nm;2*-1550nm;3*-850nm over operating case temperature ,VCC=+4.75V~+5.25V)

Recommended Circuit :



深圳市宏泰达科技有限公司

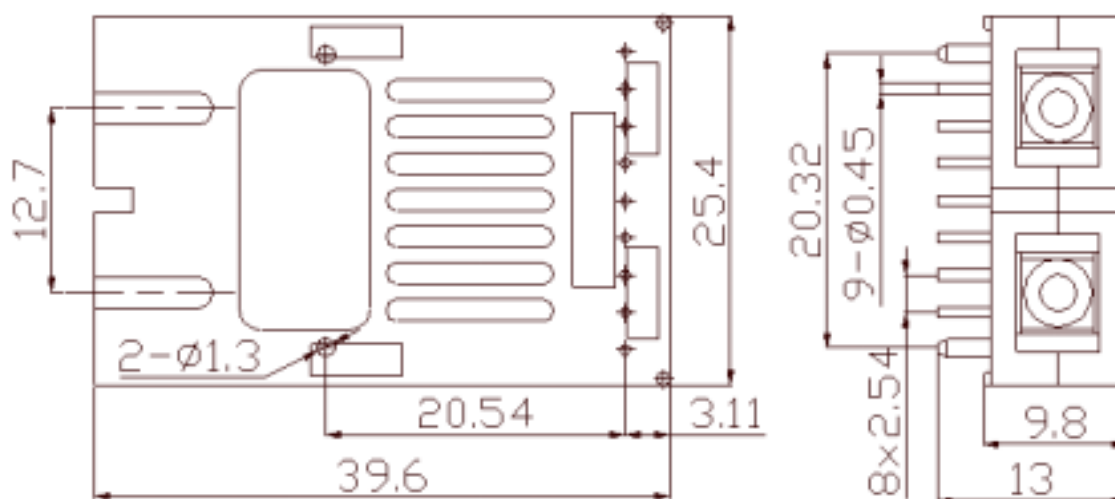
广东深圳市南山区南新路嘉南美地大厦 A 座 603

电话 : 0755-28008625 83860118 86212020

传真 : 0755-86212020 E-mail : htotech@126.com

PIN description :

PIN	Function
1	GNDR Negative power of receiver section, normally grounded
2	RD+ Data output of receiver section
3	RD- Reverse data output of receiver section
4	SD LOS of receiver section. Active high on this PIN indicates a received optical
5	VCCR Positive power of receiver section
6	VCCT Positive power of transmitter section
7	TD- Reverse data input of transmitter section
8	TD+ Data input of transmitter section
9	GNDT Negative power of transmitter section, normally grounded

Dimensions configuration :**Ordering Information :**

Model	Rate	Optical source	Receptacle	Voltage	Distance
T		—	—	—	()
T=Transceiver	155=155Mbs	V8=850nm VCSEL	SC=SC	3v=3.3v	550=550m
	125=1.25Gbs	E3=1310nm LED	FC=FC	5v=5v	02=2Km
		F3=1310nmFP LD	ST=ST	XX=3.3v/5v	20=20Km
		F5=1550nmFP LD	BS=SC Bi-Di		40=40Km
		D3=1310nmDFB LD	BL=LC SFP Bi-Di		60=60Km
		D5=1550nmDFB LD	GB=SC GBIC		80=80Km
			LC=SFP LC		100=100Km

For example : T125-F3-SC-3V-20



深圳市宏泰达科技有限公司

广东深圳市南山区南新路嘉南美地大厦 A 座 603

电话 : 0755-28008625 83860118 86212020

传真 : 0755-86212020 E-mail : htotech@126.com